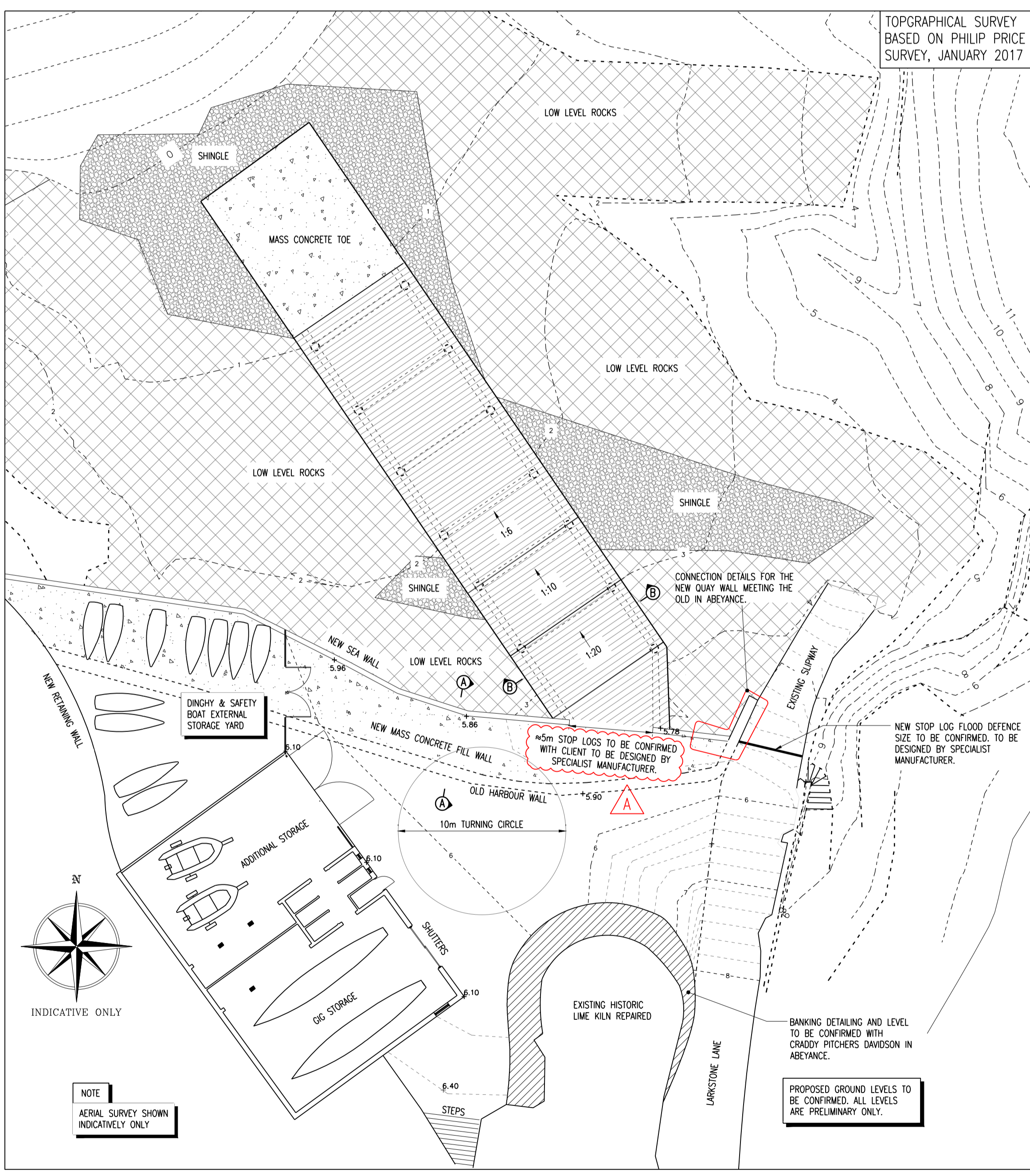
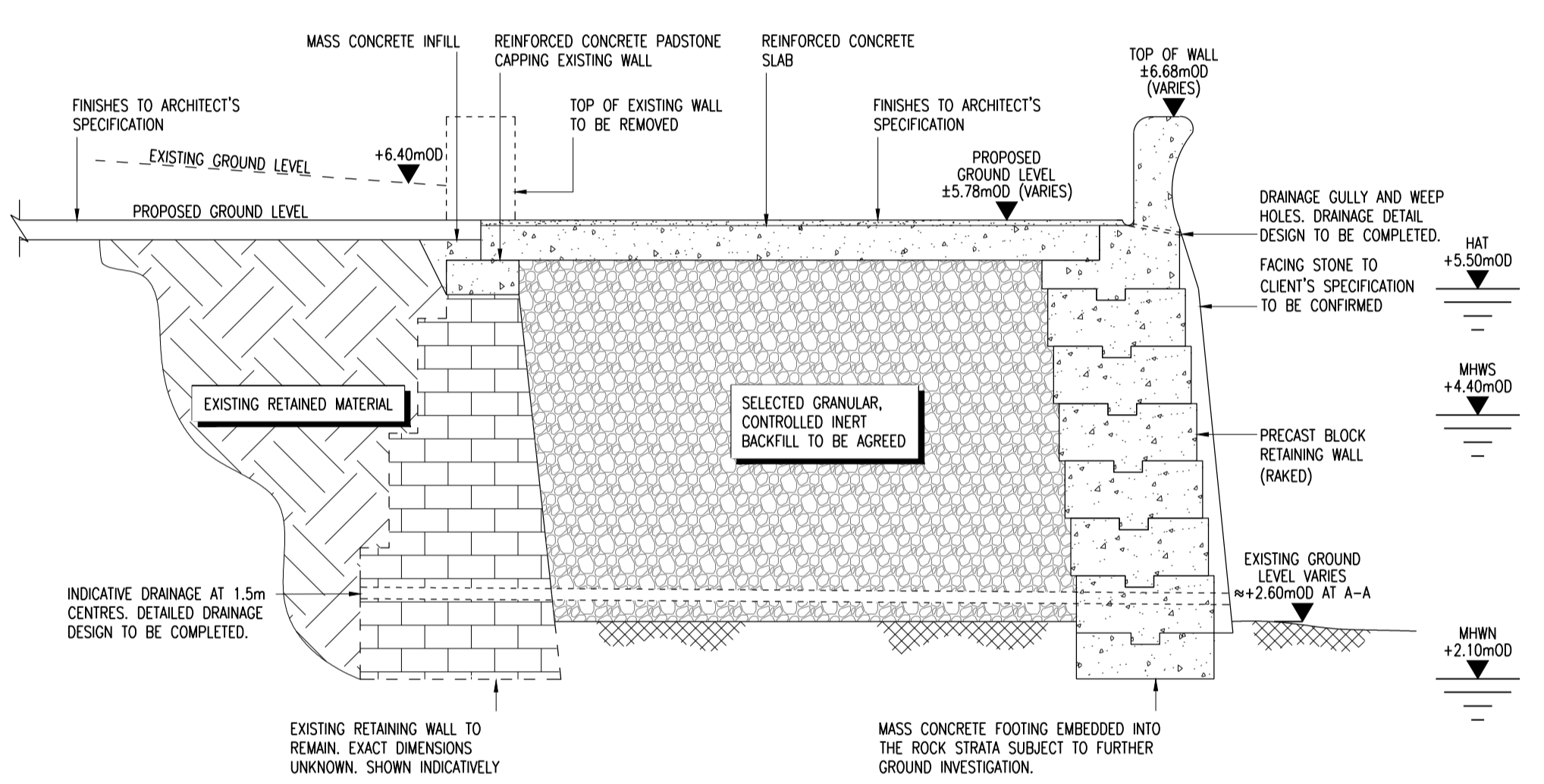


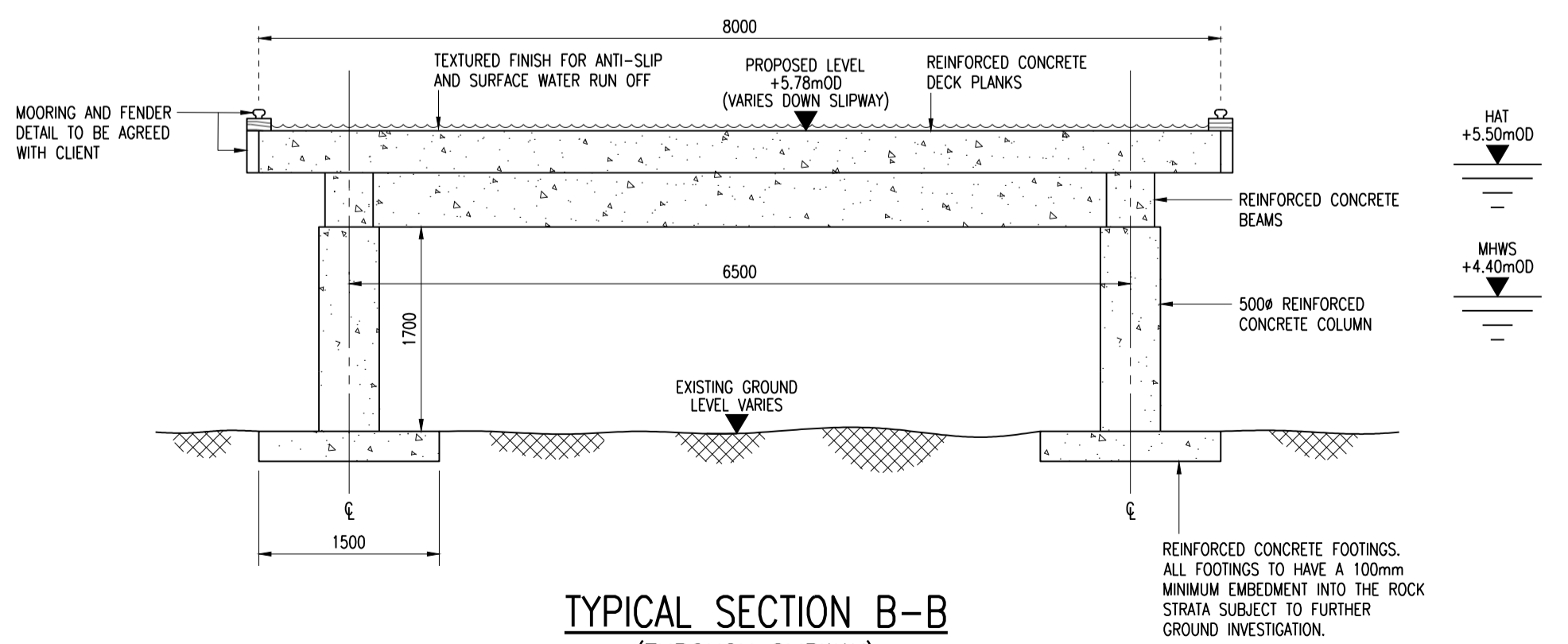
- NOTES.**
- 1. GENERAL**
- (i) This drawing is not to be scaled, work to figured dimensions only, confirmed on site.
 - (ii) This drawing is to be read in conjunction with all relevant architectural drawings, detailed specifications where applicable and all associated drawings in this series.
 - (iii) Any discrepancy on this drawing is to be reported immediately to the partnership for clarification.
 - (iv) The contractor is responsible for all temporary works and for the stability of the works in progress.
 - (v) All levels to ordinance datum. Chart datum approximately equal to LAT \approx 4.8mOD



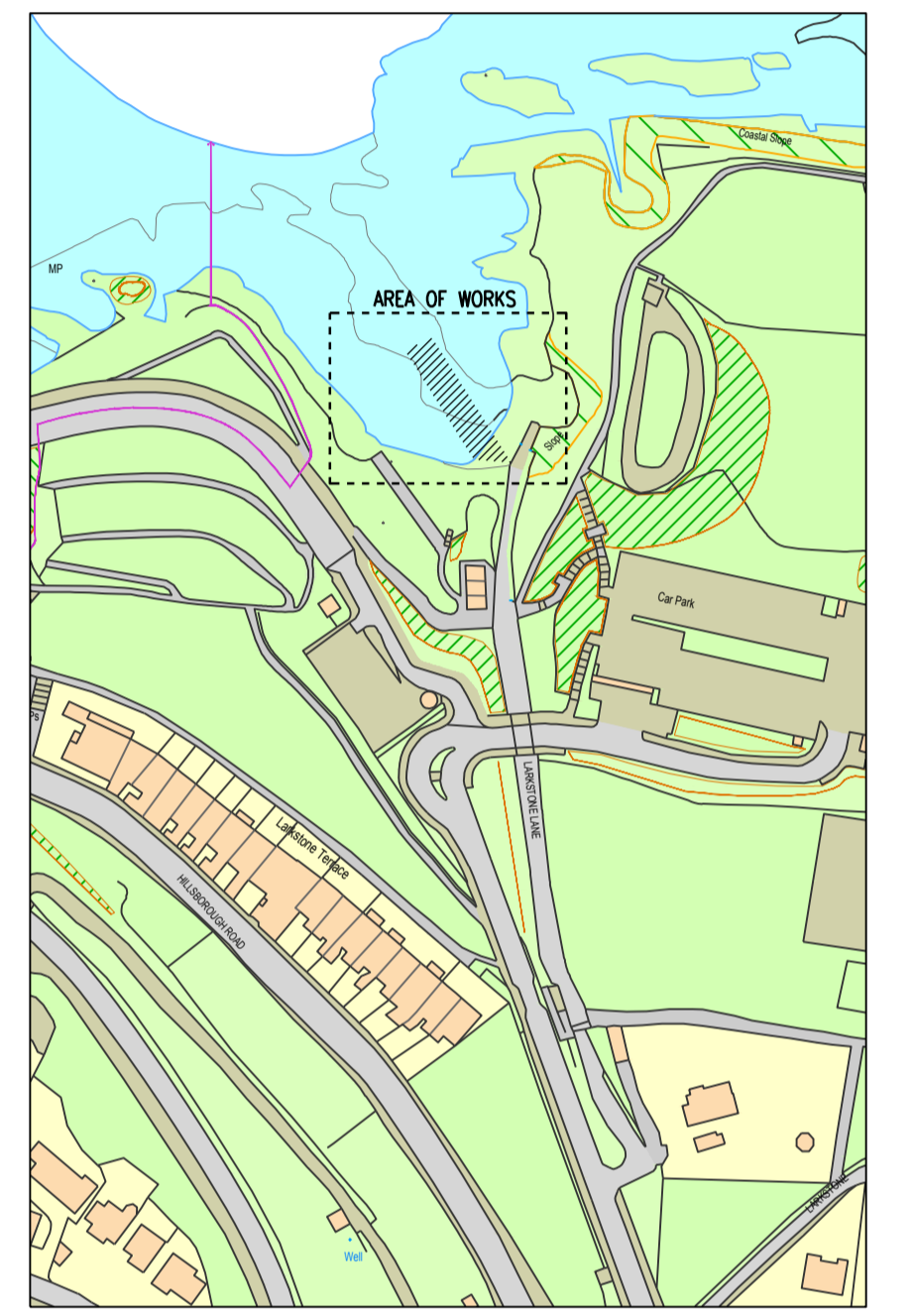
SLIPWAY ELEVATION
(1:50)



TYPICAL SECTION A-A
(THROUGH QUAY WALL)
(1:50)



TYPICAL SECTION B-B
(THROUGH SLIPWAY)
(1:50)



LOCATION PLAN
(1:2000)

HOP
HEMSLEY ORRELL PARTNERSHIP
CONSULTING CIVIL & STRUCTURAL ENGINEERS

PRELIMINARY DRAWING
DRAWING FOR INFORMATION ONLY.
NOT FOR CONSTRUCTION.

WORK IN PROGRESS

| UPDATED RAMP POSITION AND GRADIENT | | xx.xx.2017 | M.O.K | A | | |
|---|-------------------------------------|------------|----------|----------|----------|-------------|
| ISSUED FOR INFORMATION | 23.03.2017 | Date | By | Rev. No. | | |
| Client | NORTH DEVON COUNCIL | | | | | |
| Project | ILFRACOMBE WATERSPORTS CENTRE | | | | | |
| Title | PROPOSED SLIPWAY & QUAY WALL DESIGN | | | | | |
| <p>HOP HEMSLEY ORRELL PARTNERSHIP CONSULTING CIVIL & STRUCTURAL ENGINEERS HOP House, 41 Church Road, Hove BN3 2BE Tel : +44 (0)1273 223900 Fax : +44 (0)1273 326767 E-Mail : engineers@hop.uk.com www.hop.uk.com</p> | | | | | | |
| Scales | Date | Drawn | Engineer | Checked | Approved | HOP Contact |
| AS SHOWN | 05.03.17 | M.O.K | P.F.T | N.P.C | J.W.O | P.TOULSON |
| Project No. | 15047 | Task No. | 01 | Dwg. No. | 01 | Rev. No. |
| | | | | | | A |

